

The Green Sheet



Central Pennsylvania Golf Course Superintendents Association

Volume 5 Issue 3

June 1997

June Meeting

Golden Oaks Golf Club

Tuesday, June 17, 1997

1:00 PM Shotgun - Golf

5:15 PM - Cocktails

6:00 PM - Dinner

There will be a 10:30 AM Board of Directors Meeting.

Superintendent Profile

Stuart Hartman has been at Golden Oaks Golf Club since March 1993. He worked as the Construction Superintendent and stayed on as Grounds Superintendent when it opened in July 1994. Stuart is married to Cheryl and has 3 daughters, Amanda - 8, Erica - 6, and Rachel - 16 months. He enjoys golf, hunting, and soccer.

Course Profile

Golden Oaks started construction in 1993 and opened in July 1994. The course is over 7,000 yards from the Pro Tees. It is a semi-private course and caters to all skill levels. The Tees, Fairways, and Greens are Bent. The course is owned and operated by American Golf Corporation.

CPGCSA Guest Policy

Guests will be limited to the following:

- One guest per member per meeting with the approval of the host superintendent.
- Sponsoring member is responsible for any costs to the host's club.
- A guest is limited to two (2) meetings per year with the exception of club officials or with Board approval.

Rinsing Pesticide Containers Protects Workers, Environment

by Larry D. Schulze

- Proper Rinsing of pesticide containers is easy, saves money, helps protect people and the environment, and helps prevent potential problems with unrinsed containers and rinsate storage. Even during a busy season, the few extra minutes it takes to properly rinse empty pesticide containers is time well spent.
- Rinsate from the containers, when added directly into the sprayer tank, efficiently and economically uses all pesticide in the container. This eliminates the need to store and later dispose of the rinsate.
- Unless rinsed from the container immediately, some pesticides will solidify and become difficult to remove.
- Rinsing containers removes a potential source of pesticide exposure to people, animals and wildlife.
- Proper rinsing is required by federal regulations and is a good, sound agricultural and environmental practice.

Proper rinsing of pesticide containers removes a potential source of contamination of soil, surface and ground water. Federal laws require the rinsing of pesticide containers. Violation of these laws is punishable by criminal and/or civil penalties. No matter how an empty pesticide container is disposed of, it must be properly rinsed. Landfill operators and recyclers can only accept properly rinsed containers.

.....continued on page 6

Inside This Issue

President's Message	Page 2
Directions to Golden Oaks	Page 2
Membership News	Page 3
Golf Results	Page 5

President's Message

by Jim Loke, CGCS

What a challenging Spring! This is an extremely stressful spring for almost every superintendent across the area. The warmish February and March created great expectations of a warm and early golf season for all. These expectations were dashed by an extremely cold April and May, which did not help us at all. Nothing is growing and recovering — I know the root system in my greens are almost half of last year. If we have an early hot summer with the roots I have now, it could be a very long hard season.

We had an extremely uplifting meeting this past May 20th at Fairview Golf Course, hosted by Jim Jones and company. Despite the cold spring, Mr. Jones provided us with a gorgeous golf course. The greens were putting superbly and the food was outstanding. Thanks again Jim, and thanks as well to all of the participants at the meeting. Considering the work we have at our respective golf courses, it was really great to see so many of you.

Directions to Golden Oaks Golf Club

From Allentown:

⇒ 78 W to 222 South to 662 South through the town of Fleetwood. After Fleetwood, approximately 3 miles to Golden Oaks on the left.

From Reading:

⇒ Warren Street By-Pass to Pricetown Road. 4.5 miles to 2nd traffic light. Turn right on to 662 South. 2/10th mile to Golden Oaks on left.

From Boyertown:

⇒ Route 73 W to 662 North. 2.5 miles to Golden Oaks on right.

From Philadelphia:

⇒ 76 W to 422 W to 662 N. 13 miles on right.

From Lancaster:

⇒ 222N to 422W. Follow signs for 222N - Allentown (left lane exit). Stay on this road (Warren St. By-Pass) do not follow any more signs for 222. Follow by-pass to Pricetown Road. 4.5 miles to 2nd traffic light. Turn right onto 662 S. Golden Oaks is 2/10th mile on left.

From Harrisburg:

⇒ 78 E to 61 S to 73 E to a left onto Pricetown Road. Approximately 1.5 miles to traffic light. Turn right at light onto Route 662 S. Golden Oaks is 2/10 mile on left.

From PA Turnpike:

⇒ Exit 22 (Morgantown) to 176N. Follow signs for Reading (422W). Then take 222N Allentown exit (left lane exit). Do not follow any more signs for 222 after this. Stay on this road — it eventually turns into a two lane road (Pricetown Road). At this point, proceed 4.5 miles to 2nd traffic light. Turn right onto 662 S. Golden Oaks is 2/10 mile on left.

PRESIDENT

H. JIM LOKE, CGCS
BENT CREEK COUNTRY CLUB
(717) 569-1540

VICE PRESIDENT/NOMINATING

JOHN L. GEHMAN
BUTTER VALLEY GOLF PORT
(610) 845-2491

SECRETARY/TREASURER

TED ZABRENSKI
BROOKSIDE COUNTRY CLUB
(610) 326-7069

PRESIDENT EMERITUS

JOHN DOUGHERTY
OVERLOOK GOLF CLUB
(717) 569-6221

EDUCATION COMMITTEE

DANIEL W. ACHENBACH 1998
FOXCHASE GOLF CLUB
(717) 336-3847

MEMBERSHIP COMMITTEE

THOMAS C. OCEPEK 1998
HEIDELBERG COUNTRY CLUB
(610) 488-1255

NEWSLETTER EDITOR

TERRY B. MORGAN 1997
HERCO
(717) 5343167

BY-LAWS/CHAPTER RELATIONS

W. RICHARD KAUFFMAN 1997
VILLAGE OF OLDE HICKORY GOLF CLUB
(717) 569-0680

GOLF COMMITTEE

ROBERT WERT 1999
HARRISBURG NORTH GOLF COURSE
(717) 692-3664

PUBLIC RELATIONS

ALBY GERST, III 1998
COLONIAL COUNTRY CLUB
(717) 545-6760

AFFILIATE REPRESENTATIVES

THOMAS DRAYER
PAUL WICKLEY

PAST PRESIDENTS

FRED N. BAKER
CHARLES A. BARLEY
ROBERT BEYER, CGCS
C. WILLIAM BLACK, CGCS
GREG BORZOK
JOHN J. BOYD
DWIGHT H. BRUBAKER
CHARLES H. CADIZ, CGCS
JOHN A. CHASSARD
KENNETH R. DIETRICH, CGCS
JOHN DOUGHERTY
GREGORY C. FANTUZZI, CGCS
JEFFREY L. FRY, CGCS
RICHARD FUNK
ANTHONY P. GOODLEY, CGCS
MICHAEL C. HAIR
RILEY E. HECKERT
FRED HEILEN, CGCS
CAMERON G. HENDERSON
JAMES W. JONES, CGCS
BYRON F. KNOLL, JR.
HARRY L. LATCHAW
JAMES N. MACLAREN
JOHN P. MCCORMICK
GEORGE MORRIS
Y. LEWIS PAYSON
DAVID P. PORTZ, CGCS
DAVID M. RAFFERTY
DANIEL L. SNOWBERGER
SAMUEL R. SNYDER, CGCS
RICHARD J. SUTTLES
EDWARD A. TABOR
WILLIAM G. WALL, JR.
DAVID C. WEITZEL, CGCS
MICHAEL WILT
RICHARD WILT
TERRY L. WUESCHINSKI, CGCS

Membership News

The following individuals have applied for membership into our association. If there are no written objections within the next seven days, they will be accepted into our association at the next meeting.

Mark V. DelSantoro, CGCS

Wyncote Golf Club.....Class A

John Wendorf

Novartis Turf & Ornamental.....Class G

We would like to welcome the following individuals into the association.

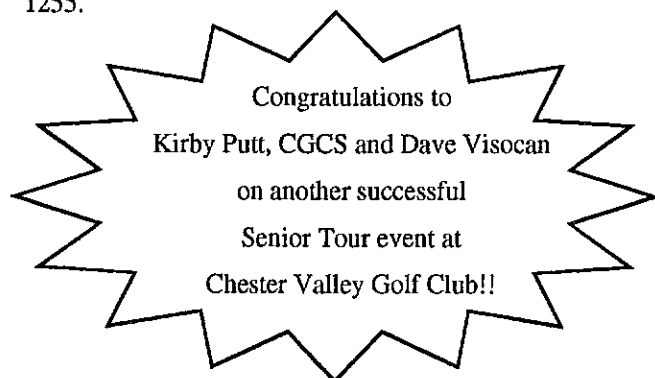
Charles E. Lincicome, CGCS

Bucknell Golf Club.....Class A

Matthew W. Strader, Superintendent

Penn National Golf Club.....Class A

If you know of anyone who is interested in membership into the organization or has questions on the status of their applications, please have them contact Tom Ocepek at (610) 488-1255.



Equipment For Sale

Please contact Alby Gerst at Colonial Country Club for information on the following equipment (717) 545-6760.

- 1974 Jacobsen F-10 with units. Good condition. \$5000.00 or best offer.
- Jacobsen 5-gang pull-behind units. Good condition. Frames in fair condition. \$2000.00.

If interested in the following equipment, please call Tony Goodley at Heritage Hills Golf Resort (717) 755-1919.

- HIO cup cutter — best offer.
- Foley Bed knife grinder, excellent condition, best offer.

We will continue to advertise used equipment each newsletter. If you have anything that may be of interest to anyone else, please contact Wanda to place your ad FREE!!!



PHILADELPHIA TURF COMPANY
4049 LANDISVILLE ROAD, BOX 865
DOYLESTOWN, PA 18901-0865

TURF EQUIPMENT
IRRIGATION EQUIPMENT & DESIGN SERVICES
FLOWTRONEX/PSI PUMP STATIONS
OTTERBINE AERATORS

OFFICE# 215-345-7200
FAX # 215-345-8132
TIME SAVER# 215-348-4314

PARTS
SALES
SERVICE



A company of Hoechst and NOR-AM

Shaun M. Barry
Sales Representative
Specialty Products

AgrEvo USA Company
1133 RT 27
Somerset, NJ 08873
Telephone: (908) 846-8173

Turf Specialty Inc.

Don Hollinger

858 Mt. Joy Road
Manheim, PA 17545

Office (717) 664-4204

Fax: (717) 664-4207

GREG BORZOK

DON BENNER

Lawn and Golf Supply Co., Inc.

Specialists in Equipment and Supplies
For Maintenance Of Turf

Phone: (610) 933-5801
Fax: (610) 933-8890

647 Nutt Rd., P.O. Box 447
Phoenixville, PA 19460



STULL EQUIPMENT COMPANY
Turf & Industrial Division
201 Windsor Road
Pottstown, PA 19464

DAN DAVIS
Territory Manager
CHARLES V. MCGILL, JR.
Director of Sales and Marketing

(610) 495-7441
(800) 724-1024
FAX (610) 495-7510

TURF MANAGEMENT ASSOCIATES

Thed Fraleigh, Jr.
Turf Agronomist
4340 Oregon Pike
Ephrata, PA 17522

Providing Professional Analytical Services
and Unbiased Recommendations

(717) 859-3276 (office) • (717) 569-4025 (home)
(717) 859-3416 (FAX)

Turf Management Associates is a subsidiary of Brubaker Agronomic Consulting Service, Inc.



Tom Walsh

5185 Raynor Avenue - Linthicum Heights, MD 21090
410-636-2400/Fax: 410-636-8765/800-235-6138

FUNGICIDES
HERBICIDES
FERTILIZERS
INSECTICIDES

Syringing To Relieve Summer Heat Stress

If you watch a golf tournament this summer, you might notice members of the maintenance staff lightly spraying the greens in the middle of the day. Since we already know that midday isn't the best time for watering, what are they doing?

The maintenance staff is "syringing" the greens because the leaf blades are under extreme stress from the heat and traffic. However, syringing is not watering — the water is not applied into the soil. Instead, the staff simply applies enough water to cool the turf blades when the grass is in the wilting stage or about to die.

Greens get more traffic than any other part of the golf course, and under tournament conditions with their higher speeds, they're already being stretched to the limits. So they often need a little help when moisture leaves the turf too quickly. That's the evapotranspiration rate at work.

Evapotranspiration is a combination of evaporation, as well as transpiration, of the leaf blade. Water is lost into the air not only through evaporation, but also through transpiration, which is the cooling of the leaf surface.

Darren Davis, golf course superintendent at Olde Florida Golf Club, says the process is similar to how our bodies work. "If we're running down a road, we get hot and our bodies sweat. That's what the turfgrass plant is doing."

In almost all cases, you still want to water in the early morning hours and apply enough water at night so the turf can survive all day long without a syringe. During intense heat, however, a little spot syringing can be quite beneficial for problem areas. If you syringe, though, make sure you do it in time to let the leaf blade dry before nightfall to prevent fungus from developing.

Credit: GCSAA Website



"Fred! Wake up! Are you sure you turned off the irrigation pump?"

The Scotts Company

Scotts

Paul Wickey
Technical Representative
Pro Turf Division

23 Big Horn Avenue
Mechanicsburg, PA 17055
Tel: (717) 697-1013
Mobile: (717) 576-3313

Lee A. Kozsey

Turf Specialist
Turf & Specialty Products

ISK BIOSCIENCES™

ISK Biosciences Corporation
Residence: 400 Bridle Path Road TH #34
Bethlehem, Pennsylvania U.S.A. 18017
(610) 861-8174 • Mobile (610) 730-9158 • Fax (610) 882-9358
Office: (404) 578-9990 • (800) 241-4128 • FAX: (404) 578-0172



Chris Papada EGYPT FARMS, INC.

P.O. Box 223
White Marsh
Maryland 21162
Phone: (410) 335-3700
Home: (610) 678-2983
1-800-899-7645 (SOIL)
FAX: (410) 335-0164
Pager: 1-800-504-6983



LEASING • SALES
SERVICE



PAUL H. SZYMANSKI

— SALES —
GOLF CARS, INC.

(215) 340-0880 OFFICE
(215) 340-1634 FAX

4180 SKYRON DRIVE
BUCKINGHAM, PA 18912-0247



American Society of Agronomy
Certified Crop Advisor

FREDERICK S. MOHR, JR., C.C.A.
DIRECTOR OF TURF MARKETING

Seedway
980 Loucks Mill Road
York, PA 17402
Phone 800-836-3720

Office: (717) 848-3312
Home: (610) 779-8341
Fax: (717) 848-2261

GOLF COURSE IRRIGATION

Reliable Service & Installation
Plowing/Trenching/Wires Red
Upgrades Installed
Crane Service/Pump Work
ALL WORK GUARANTEED

(717) 445-5400

PETE DIEBOLT

(717) 445-4430 (FAX)



Rain Bird Irrigation - Design Services
Irrigation System Support & Service
Carroll Childers Pump Station
(800) 772-8486



KOONZ Sprinkler Supply, Inc.
39 Waverly Avenue
Springfield, New Jersey 07081
(201) 379-9314/FAX (201) 379-6504

Golf Results

We thank Jim Jones, our host at Fairview Golf Course for a great day of golf and another fine meal. Jim also donated the prizes for closest to the pin on #9 and #18 as well as the long drive prizes on #3 and #14. The tournament format was was a Point Quota system based on your handicap.

1st Flight Winners

1st	Scott Wentling	+16
2nd	Dale Kintzer	+11

2nd Flight Winners

1st	Randy Super	+8
2nd	Scott Keener	+6

3rd Flight Winners

1st	Alby Gerst	+9
2nd	Mark Eichner	+7

4th Flight Winners

1st	Ted Zabrenski	+8
2nd	Jeff Lacour	+7

Closest to Pin

#9	Bill Milsop
#18	Barry Bollinger

Long Drive

#3	Zach Moyer
#14	Jim Loke

Our next meeting is at Golden Oaks Golf Club on June 17. The tournament will be a 2 Person Scramble. I hope you all have a great month.

Thanks,

Bob Wert, Chairman - Golf Committee

Just A Reminder

Should you need to fax information to Wanda, the number is the same as her home phone number (717) 274-6004.

If the answering machine picks up, be sure to let it run through the recorded message, then the fax will automatically turn on.

If you have any accomplishments or things you have done that could benefit other members, please be sure to get the information to Wanda so that it can be included in the newsletter.



(717) 859-5455
(717) 656-2710
4126 OREGON PIKE
EPHRATA, PA 17522

HOLLINGER'S

Lawn & Garden Equipment

POWER EQUIPMENT SALES AND SERVICE

LEROY HURST

COMMERCIAL SALES

(717) 633-4060
1615 E. CHOCOLATE AVE.
HERSHEY, PA 17033

SPORTING VALLEY TURF FARMS

Bluegrass • Tall Fescue
Ryegrass • Fine Fescue
Bentgrass

800-USA-TURF

<http://usaturf.com>

Lancaster County, PA • (717) 898-5000

OFFICE (800) 338-1466
HOME (610) 381-2504
FAX (717) 646-5840

PAR-MAR CARS, INC.
USED GOLF CARS & TURF EQUIPMENT
TURF SUPPLIES
ALASKA STOKER STOVE DEALER



1 KUKENBEAKER ROAD
P.O. BOX 68
LONG POND, PA 18334

MARK B. BIERY

- Control Valves
- Fire Hydrants
- Water Meters
- Backflow Preventers
- Fabricated Pipe
- Repair Couplings
- D.I. Pipe Fittings
- Tools & Equipment
- Water Supply Systems
- Drainage Systems

EXETER SUPPLY CO., INC.

BARRY GOODHART

610-589-5374

BRANCH

111 Kreider Lane
Manheim, PA 17545
717-898-2467
FAX: 717-898-7625

OFFICE

28 Exeter Road
Stony Creek Mills
Reading, PA 19606
610-779-4230
FAX 610-370-0541



A team of professionals serving your turfgrass needs.

• Fertilizer • Seed • Repair Parts
• Equipment • Golf Course Accessories

(800) 321-5325 **LESCO**



VALENTINE & SONS

Turf and Landscape
Supplies & Services

A Division of Valentine Golf Associates Inc.

204 Rodney Circle
Bryn Mawr, PA
19010-3730

Office: 610-525-5710
Fax: 610-525-5710
Res: 610-525-4310

Has This Ever Happened To You???

Someone in the first group to follow a cup change will always hit the edge of the fresh cup with the flag stick.

RinsingCont'd from page 1.....

There are different types of pesticide containers. The most common agricultural pesticide container is a 2.5 gallon plastic jug. Many liquid agricultural pesticides are also sold in bulk containers and many granular insecticides are sold in paper containers.

Pesticides are also sold in various sizes of metal containers. Animal and household pesticide products are often sold in glass containers.

Proper rinsing of nearly all types of pesticide containers will remove more than 99 percent of any pesticide residue remaining in the container after it has been emptied.

Two different procedures are effective for proper rinsing of pesticide containers: pressure-rinsing and triple-rinsing.

Pressure-Rinsing

A special nozzle is attached to the end of a hose to force the remaining pesticide from the container. Pressure-rinsing, which may be faster and easier than triple-rinsing, can be used with plastic and non-pressurized metal pesticide containers.

- 1 Remove cover from the container. Empty the pesticide into the spray tank and let the container drain for 30 seconds.
- 2 Insert the pressure-rinser nozzle by puncturing through the lower side of the pesticide container.
- 3 Hold the container upside down over the sprayer tank opening so rinsate will run into the sprayer tank.
- 4 Rinse for length of time recommended by the manufacturer (generally 30 seconds or more). Wiggle nozzle to rinse all inside surfaces.
- 5 Rinse covers separately in a bucket of water for more than one minute and pour this rinse water into the spray tank.
- 6 Put cover back on the container and dispose of according to label directions.

Triple-Rinsing

It means rinsing the container three times. Triple-rinsing can be used with plastic, non-pressurized metal, and glass containers.

- 1 Remove cover from the container. Empty the pesticide into the sprayer tank and let the container drain for 30 seconds.

- 2 Fill the container 10 percent to 20 percent full of water or rinse solution.
- 3 Secure the cover on the container.
- 4 Swirl the container to rinse all inside surfaces.
- 5 Remove cover from the container to sprayer tank and let drain for 30 seconds.
- 6 Repeat steps 2 through 5 two more times.
- 7 Put cover back on the container and dispose of according to label directions.

Remember:

- Read and follow all label directions;
- Wear appropriate protective gear when working with pesticides;
- Never reuse a pesticide container for any purpose;
- Dispose of all pesticide containers properly;
- When not using a water nurse tank, always use a back-flow prevention device when filling sprayer tanks or rinsing pesticide containers; and
- Mixing and loading sites should be at least 150 feet away from all wells.

Credit: Northern Ohio Turf, June 1994

FYI

- Golden Oaks Golf Club has a policy requiring non-metal spiked golf shoes. Soft spikes are available at the Pro Shop for \$5.00 which includes installation.
- Don't forget to wear your name tags to all meetings. If you haven't received one or can not find yours, please contact Wanda to order a new one.
- 1997 Rosterbooks are at the printer, they should be available by mid-June.
- Please remind your club of the importance of mailing your meeting reservation forms by the posted deadline date. Many reservations are being received late. If you have any doubt about your reservation, please call Wanda at (717) 274-6004.
- Payments for *The Green Sheet* supporters are due. If you have not already paid, please do so now, so we may continue your ad.
- Have a great golf season!

MID-ATLANTIC EQUIPMENT CORPORATION



P.O. BOX 158, ROUTE 29, COLLEGEVILLE, PA 19426
Lee C. Frey
 Territory Manager
 (610) 489-1400
 Fax: (610) 489-9478
 Home Office: (814) 364-2531
 http://www.golfcart.com

(410) 388-9101
 1-800-613-6888
 Fax: 388-9103

Jeff Lacour
 Vice-President of Sales

ISOLITE • Menefee Humate • EcoSoil Systems
 Bio-Ject, Clear Lake, Clean Rack Systems
 Potassium Prod. • Concrete HazMat Bldgs
 Quik Tuft™ Range & Logo Mats
 Markers • Mowers • Mulch
 IRONITE • Seed

**Davisson
Golf, Inc.**



4252 North Point Rd., #109 • Baltimore, MD 21222

Jerry Purcell, CID

PURCELL & ASSOCIATES

IRRIGATION SYSTEMS • PUMP STATIONS
 DESIGN, CONSULTING & MANAGEMENT

GJP85@AOL.COM

29 Holly Drive
 Hatboro, PA 19040-1504

(215) 230-1911
 FAX (215) 230-1911

Sleepy Hollow Farm Ent. Turf Management

Michael Shoppell
 Independent Sales Consultant
 222 Olive Street
 West Reading, PA 19611
 (610) 372-5128

Floratine Innovative Plant & Soil Products

TRION • Lifts & Accessories
 TEEJET • Nozzles & Accessories
 1-800-958-2913

Farm & Golf Course Supply


Bennett Wartman

7709-7725 Ridge Avenue
 Philadelphia, PA 19128

(215) 483-5000

AER-CORE, Inc.

Specialized Turfgrass Aerification



- Deep-Tine, Coring & Hydroject
- Greens, Tees, Fairways and Athletic Fields
- Competitive Prices
- Soil Retriever Distributor (call for demo)
- Proven Track Record - Six Years in Business
- Multiple Units for Fast Completion

47 Heron Hill Drive
 Downingtown, PA 19335
 Bob Eichert

Phone: 1-800-823-7267
 Bill Rahling

WALKER

SUPPLY INC.

227 S. Peninsula Drive Central City, PA 15926



KEITH A. PERL, CGCS
 Regional Manager

(814) 754-4315
 (412) 561-9015 Fax
 1 (800) 792-5537

Repairing Ball Marks

Ball marks, those indentations caused when a ball lands sharply on a soft green, have been ruining good putts since the days of Old Tom Morris. Unrepaired ball marks take two to three weeks to properly heal, leaving behind unsightly, uneven putting surfaces. On the other hand, a repaired ball mark only takes half that time to heal.

Beginner or pro, it is your responsibility as a golfer to fix your own marks. If you're truly a stalwart of the game, you'll fix any others you see while your partners are putting. There's really not much to it, but there are a few guidelines you should follow when making these repairs.

- Use a pronged ball mark repair tool, knife, key, or tee.
- Insert it at the edges of the mark — not the middle of the depression.
- Bring the edges together with a gentle twisting motion, but don't lift the center. Try not to tear the grass
- Smooth the surface with a club or your foot. You're done when it's a surface you would want to putt over.

Credit: GCSAA Website

"If you are going to throw a club, it is important to throw it ahead of you, down the fairway, so you don't waste energy going back to pick it up."
 Tommy Bolt, Professional Golfer

Speaker Profile

The speaker for the June meeting at Golden Oaks Golf Club is Mike Soika. Mike is a Research Support Technologist at Penn State University. Mike has been employed by Penn State for 11 years and he has also completed the two year Turfgrass Management Program.

Mike's responsibilities include coordinating all turfgrass pathology field research and also teaching Plant Pathology at Penn State for the two year program. Mike's area of special interest is the diagnosis and management of turfgrass diseases.

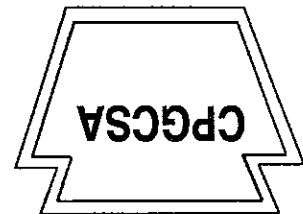
Mike's presentation will be on "Patch Disease" - Identification and Management.

(Since the retirement of Pat Sanders, Mike has become one of the main persons to contact at Penn State regarding plant pathology. Please call him and talk to him about any disease problems you might have. We should all remember that universities are valuable resources for us and we need to use them. — Dan Achenbach - Education Chairman)



Terry B. Morgan - Editor
Wanda S. Fry - Executive Secretary
P.O. Box 1420
Lebanon, PA 17042-0200

The Green Sheet



Sitting Can Be Hazardous to Your Health

Edited from: Stress and Wellness

by Jerry Robinson, Jr., PhD. via Bull Sheet, July 95

Do you know what happens to your body when it sits?

1. Your heart slows down. Your heart becomes weaker. Blood circulates more slowly, enabling deposits to form in your arteries.
2. Your heart muscle relaxes and weakens. Your limbs swell with collected blood. Varicose veins may form from pools of blood.
3. Your supply of oxygen is curtailed. Your muscles stiffen and ache. Muscles atrophy.
4. Your body pressure is exerted incorrectly. Your back and stomach muscles sag, causing lower back pains and poor digestion. Spinal muscles tend to spasm.
5. Your shoulders and neck remain inactive. Your muscles tense, causing a stiff neck and headaches. The liquid that lubricated your body's joints is produced only through movement. Motionless sitting causes the vertebrae to dry and spinal problems to follow. Both dryness and tenseness may trigger arthritis.
6. Your emotional and physical vigor dissipate.

Credit: Norther Ohio Turf Nov/Dec 1996

1997 Meeting Dates

- | | |
|---------|---|
| July 14 | Bucknell Country Club
(Joint meeting with
Keystone Association) |
| Aug 19 | Downingtown Country
Club
(Joint Meeting with
Philadelphia) |
| Sept 23 | Dauphin Highlands
Bill Wall; Supt. |
| Oct 13 | Country Club of
Hershey
Mark Malasavage |